

Thank you for considering Euphoria tile! We want you to love your tile for years to come. This guide will help you understand what to expect, avoid common mistakes, and **SET YOU UP FOR SUCCESS!**

SAMPLING

We **ALWAYS** recommend asking your local showroom for samples before placing your order—especially if you're ordering Special Order tile like Euphoria.

WHY SAMPLE?

Tile is an investment, and we want you to love your tile for years to come!

GET HAPPY RESULTS.

Every Euphoria glaze has unique personality, with extreme range that cannot possibly be represented by a single piece. Ordering multiple samples is the best way to see the actual tile you're considering so you have confidence in what you've selected.

HOW DO I DO THIS?

It's easy! To start, most showrooms have color samples on hand. These are great to help choose between color selections. From there, we recommend ordering current samples in the specific color/piece you're considering. Take it home and look at it in your environment, in your lighting conditions and against your other finishes. Now you're ready to order with confidence!

ORDERING

MEASURE TWICE, ORDER ONCE.

1

We recommend ordering a minimum of 15% overage (sometimes more).


2

Ordering overage is necessary to accommodate cuts, a small percentage of breakage to be expected in transit, and to avoid add-on orders or delays to your installation.

3

Add-on orders are challenging due to the inherent variation from batch to batch. If you have to order more at a later date, it will vary from your original order.

DISTINCTIVE GLAZES IN VARIOUS FORMS



“

EUPHORIA IS HANDMADE BY OUR FINEST TILE GURUS IN THE ROCKY MOUNTAINS OF COLORADO.



350+ SHOWROOMS NATIONWIDE!


Our products are sold exclusively through our network of authorized dealers. To find the dealer nearest you, scan the QR code or visit sonomatilemakers.com.

WHAT TO EXPECT

Euphoria glaze formulations and kiln firing techniques are an evolution of the ancient Japanese art form known as Raku. Raku glazes require multiple firings, along with the use of sawdust, to achieve their distinctive look. The result is an exquisite, handcrafted tile with extreme variation where every piece is unique.

Make sure your installer reads our installation instructions thoroughly to achieve the best look.

SIZE & COLOR VARIATIONS



IT'S HERE! NOW WHAT?

When your order arrives, please be aware—you are responsible for determining the acceptability of the product prior to installation. Sonoma Tilemakers is in no way responsible for the installation of our tiles or thereafter.

We recommend:


1. Inspect all boxes for damage upon arrival.
2. Inspect all tile in all boxes.
3. Double check you have enough tile to complete the project with some leftover.
4. If you need additional tile, do not start the installation until you have it.
5. Love your new tile!

We **ALWAYS** recommend professional installation by an experienced installer who uses TCNA guidelines.


TIPS FOR SUCCESS

1. Make sure that your installer lays out all tile and blends **PRIOR** to installation.
2. The natural variation from piece to piece is most beautiful when properly blended.
2. Be sure to order a minimum of 15% overage to avoid unexpected delays to your installation. **Euphoria is special order with a longer lead time.**

WRONG



RIGHT



BASICS OF CARE

- For everyday cleaning use a mild dishwashing soap with water or a pH neutral cleaner made for tile.
- Avoid harsh chemicals.
- Use a non-abrasive cloth/sponge to avoid scratching.
- Sealing tile recommended.
- Read complete cleaning instructions before purchase. VISIT: sonomatilemakers.com/euphoria-techinfo